

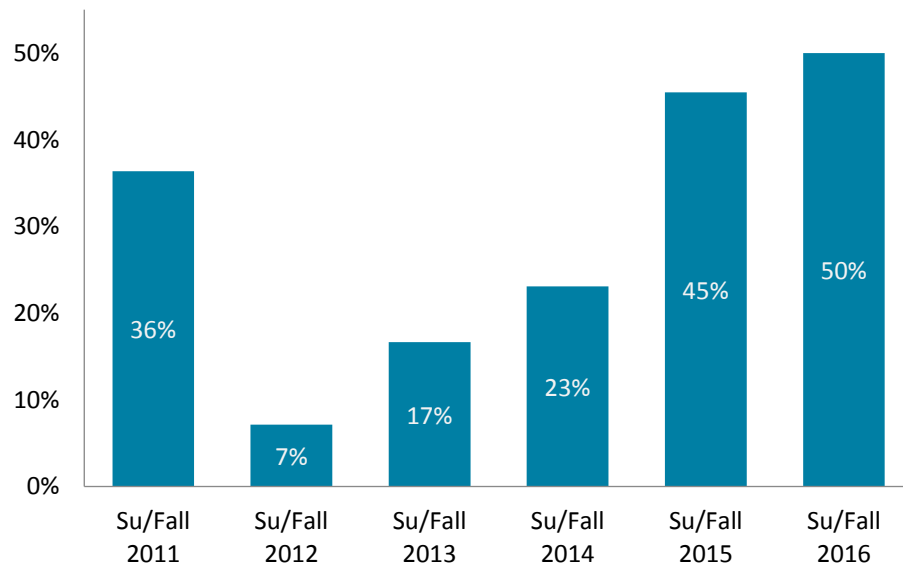
German Literature and Critical Thought Program Profile

Admissions

	Summer/Fall 2011	Summer/Fall 2012	Summer/Fall 2013	Summer/Fall 2014	Summer/Fall 2015	Summer/Fall 2016	2011 - 2016 Average	5 YR % Change
Number Applied	11	14	12	13	11	4	11	-64%
Number Admitted	4	1	2	3	5	2	3	-50%
Number Enrolled*	1	0	0	1	2	1	1	0%

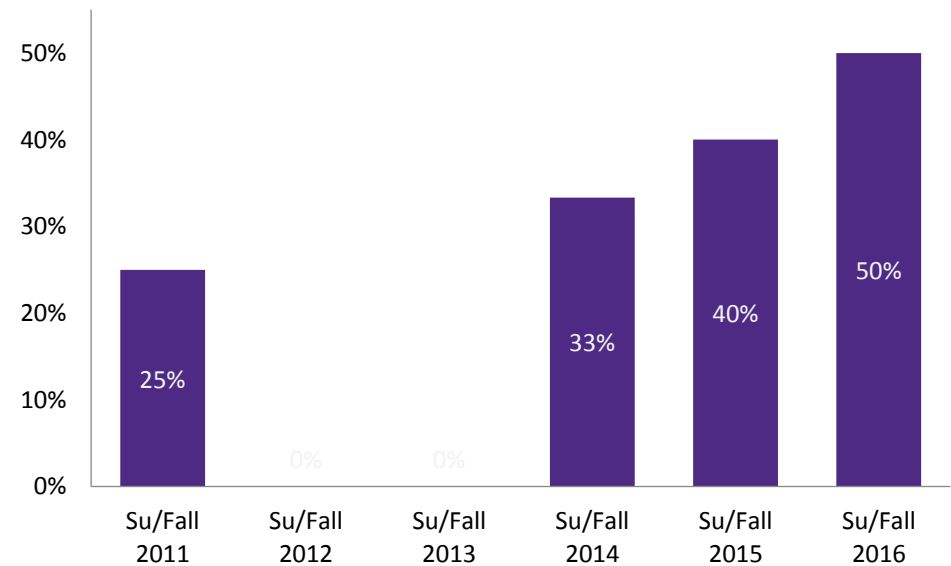
*Students who transfer in from other NU graduate school programs are excluded.

**Selectivity
(Percentage of Applicants Admitted)**



Selectivity Average = 26%

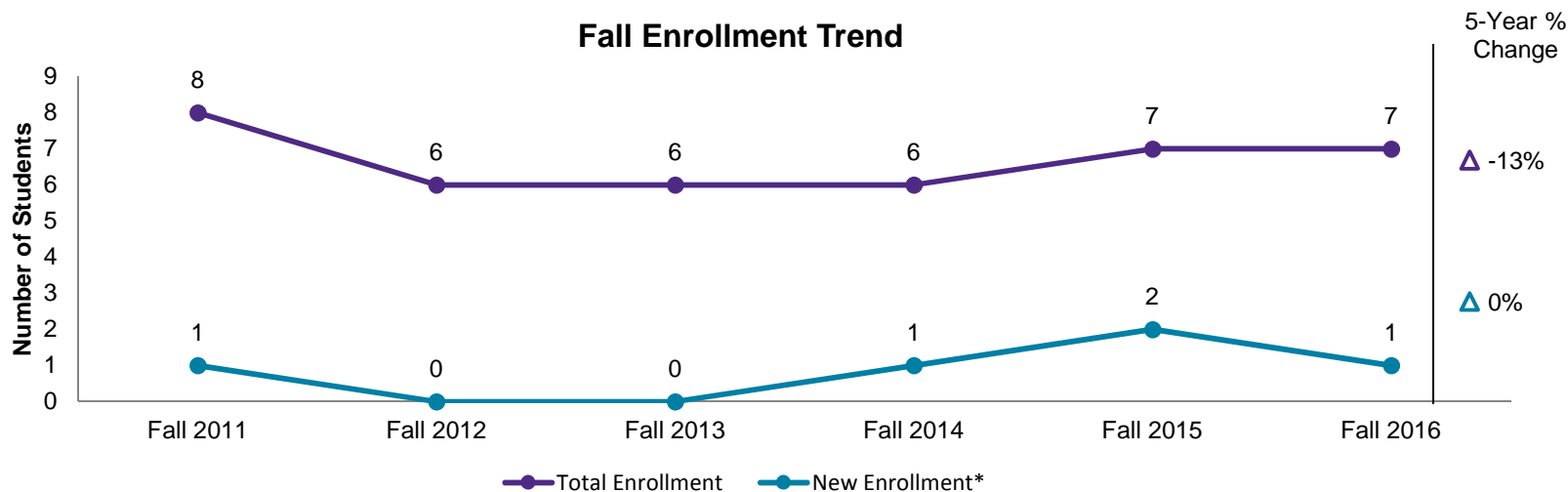
**Yield
(Percentage of Admits Enrolled)**



Yield Average = 29%

German Literature and Critical Thought Program Profile

Enrollment and Demographics



	New Enrollment* Fall 2011 - Fall 2016	Total Enrollment					
		Fall 2011	Fall 2012	Fall 2013	Fall 2014	Fall 2015	Fall 2016
Gender							
Female	40%	13%	17%	17%	33%	43%	43%
Male	60%	88%	83%	83%	67%	57%	57%
Citizenship							
US	40%	38%	33%	33%	17%	29%	43%
International	60%	63%	67%	67%	83%	71%	57%
Ethnicity (US Only)							
Asian	0%	0%	0%	0%	0%	0%	0%
African American	0%	0%	0%	0%	0%	0%	0%
Hispanic	50%	0%	0%	0%	0%	50%	33%
Native American	0%	0%	0%	0%	0%	0%	0%
White	50%	67%	50%	50%	100%	50%	67%
Multi (Non-URM)	0%	0%	0%	0%	0%	0%	0%
Multi-Race (URM)	0%	0%	0%	0%	0%	0%	0%
Not Specified	0%	33%	50%	50%	0%	0%	0%

* If there are 3 or less students in a given year, demographics are not reported to protect student confidentiality. Students who transfer in from other graduate school programs are excluded.