

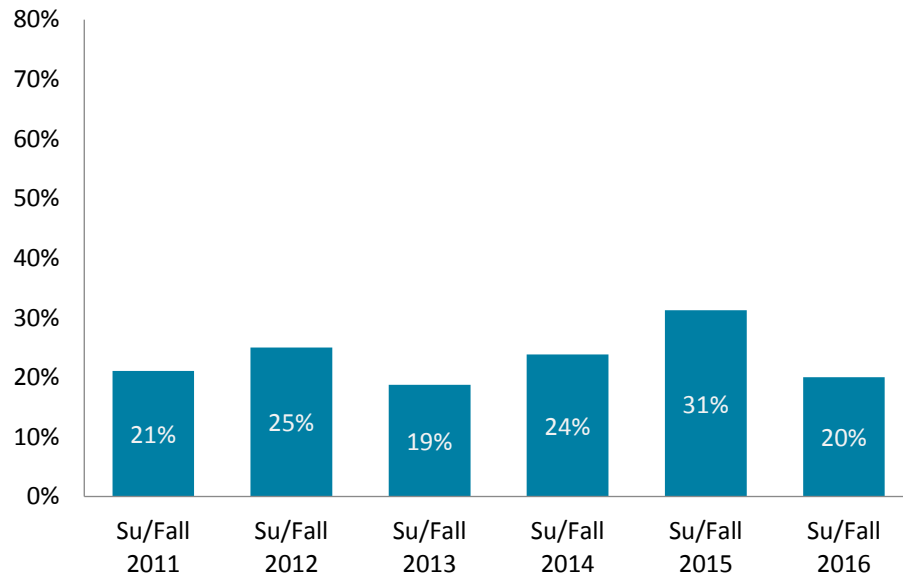
Slavic Languages & Literature Program Profile

Admissions

| | Summer/Fall 2011 | Summer/Fall 2012 | Summer/Fall 2013 | Summer/Fall 2014 | Summer/Fall 2015 | Summer/Fall 2016 | 2011 - 2016 Average | 5 YR % Change |
|------------------|---------------------|---------------------|---------------------|---------------------|---------------------|---------------------|------------------------|------------------|
| Number Applied | 19 | 16 | 16 | 21 | 16 | 20 | 18 | +5% |
| Number Admitted | 4 | 4 | 3 | 5 | 5 | 4 | 4 | 0% |
| Number Enrolled* | 2 | 2 | 2 | 2 | 2 | 3 | 2 | +50% |

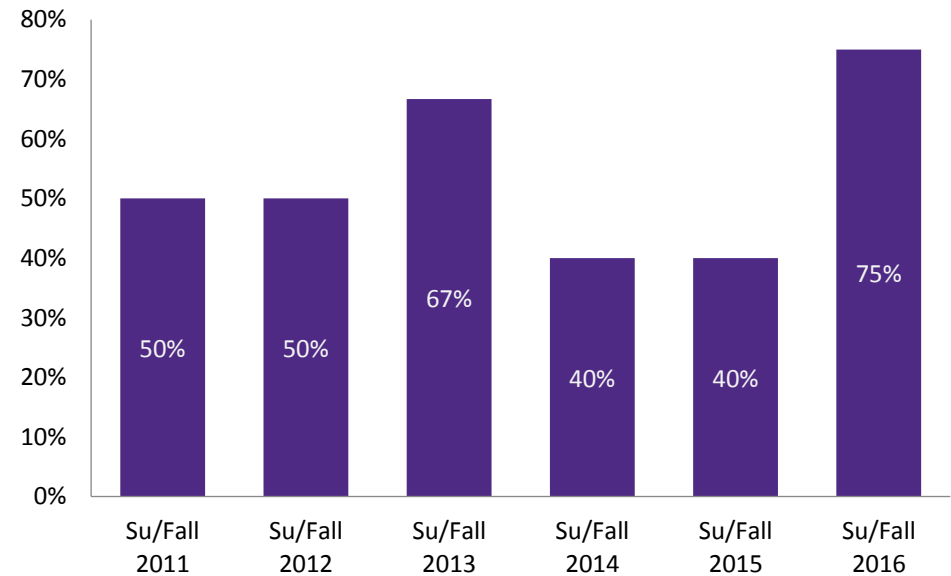
*Students who transfer in from other NU graduate school programs are excluded.

**Selectivity
(Percentage of Applicants Admitted)**



Selectivity Average = 23%

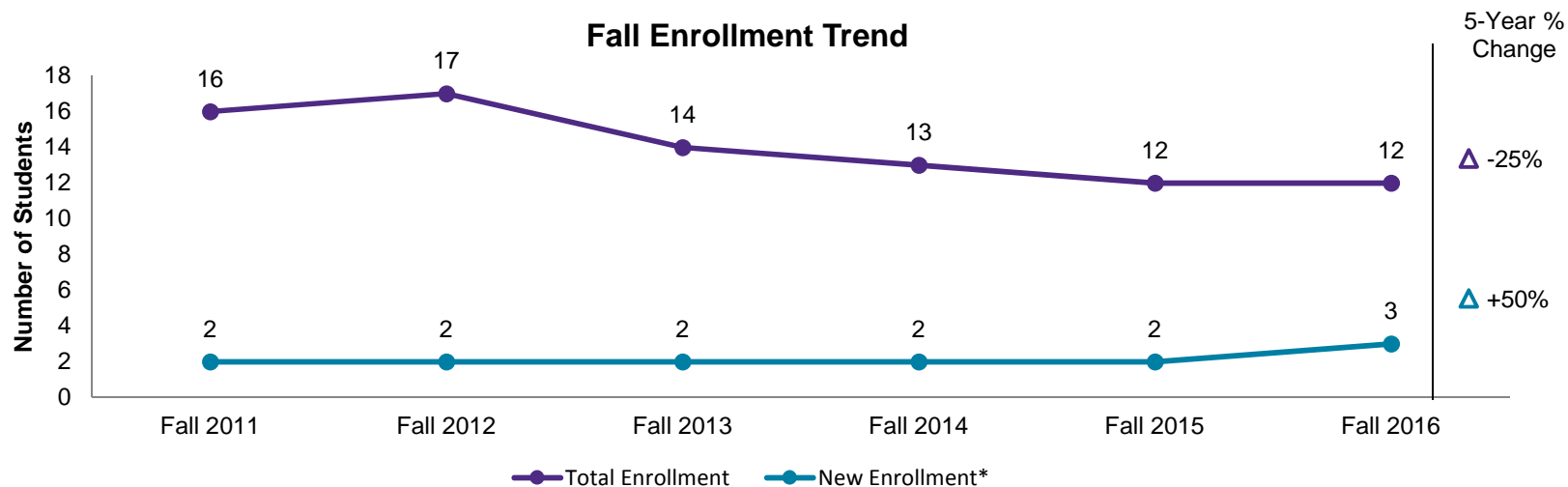
**Yield
(Percentage of Admits Enrolled)**



Yield Average = 52%

Slavic Languages & Literature Program Profile

Enrollment and Demographics



| | New Enrollment* Fall 2011 - Fall 2016 | Total Enrollment | | | | | |
|----------------------------|--|------------------|-----------|-----------|-----------|-----------|-----------|
| | | Fall 2011 | Fall 2012 | Fall 2013 | Fall 2014 | Fall 2015 | Fall 2016 |
| Gender | | | | | | | |
| Female | 54% | 50% | 47% | 36% | 38% | 42% | 42% |
| Male | 46% | 50% | 53% | 64% | 62% | 58% | 58% |
| Citizenship | | | | | | | |
| US | 85% | 69% | 71% | 79% | 85% | 75% | 75% |
| International | 15% | 31% | 29% | 21% | 15% | 25% | 25% |
| Ethnicity (US Only) | | | | | | | |
| Asian | 0% | 0% | 0% | 0% | 0% | 0% | 0% |
| African American | 0% | 0% | 0% | 0% | 0% | 0% | 0% |
| Hispanic | 9% | 9% | 8% | 18% | 18% | 22% | 11% |
| Native American | 0% | 0% | 0% | 0% | 0% | 0% | 0% |
| White | 82% | 73% | 75% | 82% | 82% | 78% | 89% |
| Multi (Non-URM) | 0% | 0% | 0% | 0% | 0% | 0% | 0% |
| Multi-Race (URM) | 9% | 0% | 0% | 0% | 0% | 0% | 0% |
| Not Specified | 0% | 18% | 17% | 0% | 0% | 0% | 0% |

* If there are 3 or less students in a given year, demographics are not reported to protect student confidentiality. Students who transfer in from other graduate school programs are excluded.